

DCXBASS

• TONE SHAPER & DRIVE •

OWNER'S MANUAL



www.origineffects.com

ORIGIN EFFECTS is a trademark of Origin Effects Limited and is a registered trademark in the United States, United Kingdom, China and the EU.

The ORIGIN EFFECTS Totem Device is a trade mark of Origin Effects Limited and is a registered trademark in the United States, China and United Kingdom.

DCX BASS™ is a trademark of Origin Effects Limited.

All other product names and trademarks are the property of their respective owners and are hereby acknowledged.

No part of this publication may be reproduced in any form or by any means, whether mechanical or electronic, without the written permission of Origin Effects Limited.

Origin Effects Limited reserves the right to change the features and specifications described herein without notice or obligation. Origin Effects Limited cannot be held responsible for any loss or damage arising directly or indirectly from any error or omission in this manual.

© Origin Effects Limited 2024

Origin Effects LTD
Unit 4, Top Angel, Buckingham
Buckinghamshire, MK18 1TH
United Kingdom



Contents

Safety Notices	4
Safety Instructions	5
Introducing the DCX Bass.	6
Connecting the DCX Bass	7
Controls	7
Sample Settings.	9
Appendix A: Physical Specification	11
Appendix B: Performance Specification	11
Appendix C: Connector Pin Out.	11
Appendix D: Environmental Information	12
Appendix E: Directives & Regulations	12
Appendix F: Warranty	13

Safety Notices:

General Information:

This document contains important information for the safe operation of the product. Read and follow the safety instructions and all other guidance. Our products and documentation are subject to a process of continuous development. They are therefore subject to change. Please refer to the latest version of the documentation, which is available on our website <https://origineffects.com/manuals/>

Keep these instructions and heed all warnings. Do not use this apparatus near water. Clean only with a dry cloth. Do not install near any heat sources such as radiators, stoves or other apparatus (including amplifiers) that produce heat. Refer all servicing to qualified service personnel.



NOTICE!


Damage may be caused to the device should it be tampered with!

No user-serviceable parts inside. In the event of damage to the unit, service or repair must be done by qualified service personnel only.

Symbols and signal words:

In this section you will find an overview of the meaning of symbols and signal words that are used in this doc-

Signal Word	Meaning
DANGER!	This combination of symbol and signal word indicates a dangerous situation that could result in serious injury or even death if it is not avoided.
WARNING!	This combination of symbol and signal word indicates a potentially dangerous situation that could result in serious injury or even death if it is not avoided.
NOTICE!	This combination of symbol and signal word indicates a potentially dangerous situation that could result in material and/or environmental damage if it is not avoided.

Warning Symbol	Meaning
	Warning - dangerous situation

Safety Instructions:

Intended use:

This device is intended for use as effects pedal for sound processing of signals from musical instruments with electromagnetic pickups. Any other use or use under other operating conditions is considered to be improper and may result in personal injury or property damage. No liability will be assumed for damages resulting from improper use.

Safety:



DANGER!

Risk of injury and choking hazard for children!

Children can suffocate on packaging material and small parts. Never allow children to play with packaging material or the device. Always store packaging material out of the reach of babies and small children. Always dispose of packaging material properly when it is not in use. Never allow children to use the device without supervision. Keep small parts away from children and make sure that the device does not shed any small parts (such as knobs, rubber feet) that children could play with.



WARNING!

Possible hearing damage due to high volumes on speakers, headphones, bass & guitar amplifiers!

With loudspeakers or headphones connected, the device can produce volume levels that may cause temporary or permanent hearing impairment. Over an extended period of time, even levels that seem to be uncritical can cause hearing damage. Do not operate the device permanently at a high volume level. Decrease the volume level immediately if you experience ringing in your ears or hearing impairment and seek medical advice.



NOTICE!

Damage to device if powered incorrectly!

This product is designed to be powered from a 9VDC, >90mA power supply with 2.1mm centre-negative barrel connector. Use of an incorrectly rated power supply could result in damage to the pedal and the power supply.



NOTICE!

Possible staining due from rubber feet!

The plasticiser used in the manufacture of the rubber feet on this product may react with floor coatings and result in permanent dark stains after some time. If necessary, use a suitable mat to prevent direct contact between the device's rubber feet and the floor.

Introducing the DCX BASS

The DCX Bass is a tone-shaper and drive pedal, inspired by the iconic UA 610 recording preamp. Like the greatest pieces of analogue hardware, the 610 is famous for adding vintage, analogue colour to a signal. It enhances anything that passes through the circuit and gives precise control of level and EQ.

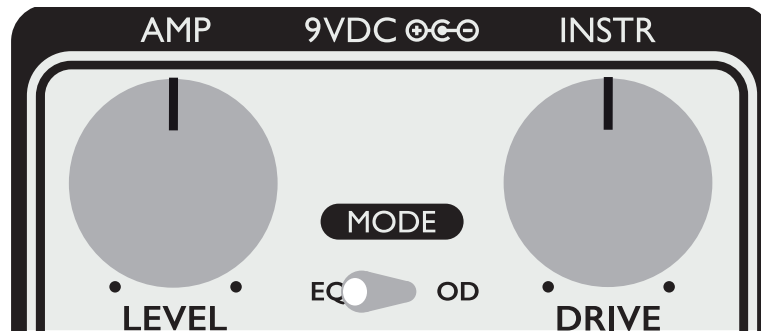
The DCX Bass reimagines this circuit for bass guitar with specially chosen frequencies, wide-ranging gain controls and our Adaptive Circuitry, which adjusts the pedal's voicing in response to playing dynamics and volume knob changes. As well as adding plenty of character, this pedal is designed to give a completely flat frequency response when desired – just like a great piece of studio gear – and its powerful EQ controls have the rare ability to boost bass and treble frequencies without the usual negative effects on overdriven tones.

The DCX Bass can be used as clean boost or a subtle tone shaper, offering direct-to-console tones or pushing the front end of an amp. Overdriven tones extend all the way to rich saturation, reminiscent of a retro recording console with its input gain cranked. Thanks to meticulously developed circuitry, all these tones are delivered with studio-grade clarity and precision.

Key Features:

- Inspired by the iconic UA 610 preamp
- EQ and OD modes provide a versatile gain range
- EQ controls designed for maximum clarity
- Adaptive Circuitry responds to playing dynamics
- Voice control fine-tunes treble response
- Ultra-high input impedance
- High-quality buffered bypass
- Premium components throughout
- Designed and built in England

Connecting the DCX BASS



9VDC: Connect a 9VDC 2.1mm centre-negative mains power adaptor (minimum 90mA).



NOTICE!

Damage to device if powered incorrectly!

This product is designed to be powered from a 9VDC, >90mA power supply with 2.1mm centre-negative barrel connector. Use of an incorrectly rated power supply could result in damage to the pedal and the power supply.

INSTR: Connect to your bass.

AMP OUT: Connect to your amp or modeller.

Controls



MODE SWITCH: This switch selects between two different gain levels, with subtle voicing tweaks designed to get the best out of each mode.

EQ MODE: The lower gain setting. This ranges from clean boost and direct-to-console tones to subtle overdrive, with a very flat and neutral frequency response. In EQ mode, the DCX Bass's Adaptive Circuitry progressively applies a gentle treble roll-off which becomes more pronounced as the pedal begins to overdrive. Clean settings will have a completely neutral treble response, with overdriven sounds benefitting from a subtle reduction in top end. This allows a smooth transition from bright cleans to warmer overdrive tones when playing dynamically or cleaning up from the volume knob.

Controls (continued)

OD MODE: The higher gain setting. This mode has a tighter low end and a permanently engaged treble roll-off, ensuring that more overdriven sounds stay warm and controlled. This setting ranges from classic overdrive to fuzz-like, cranked vintage console tones.

DRIVE: Turn clockwise to increase the amount of overdrive. For clean boosts and direct-to-console tones in EQ mode, keep this control set low. Higher settings will result in vintage sounding saturation, all the way to fuzz-like tones in OD mode.

LEVEL: Sets the output level from the pedal. Turn clockwise to push the input of your amp. Keep this control set lower if you want to get all your overdrive from the pedal.

EQ CONTROLS: The DCX Bass's EQ controls give precise control over bass and treble at frequencies specifically chosen for bass guitar. These controls have been specially designed to deliver powerful EQ shaping, without sacrificing low-end clarity or overemphasising upper harmonics.

L.F: Reduces low frequencies when turned counterclockwise, boosts low frequencies when turned clockwise. The low frequency response is completely flat when this control is in the noon position. Due to the design of this circuitry, high levels of boost can be used in conjunction with overdriven settings, without the tone becoming mushy or indistinct.

H.F: Reduces high frequencies when turned counterclockwise, boosts high frequencies when turned clockwise. The low frequency response is completely flat when this control is in the noon position. Due to the design of this circuitry, high levels of boost can be used without overemphasising the upper harmonics of overdriven sounds, which might usually result in a harsh tone.

VOICE SWITCH: This switch corresponds to the DCX Bass's built-in treble roll-off (see: MODE SWITCH), selecting between three different amounts of high-end reduction. When the pedal is in EQ mode, the amount of treble roll-off increases as the tone becomes more overdriven. In OD mode, the treble roll-off is always active.

FLAT: The brightest setting. In this position, no treble roll-off is applied.

MED: In this setting, there is a subtle treble roll-off.


DRK: The darkest setting. In this position, the steepest treble roll-off is applied.

Sample Settings




DIRECT TO CONSOLE

Clean and full of character. This studio-inspired tone captures the essence of a vintage, direct-to-console bass sound. This setting adds depth, warmth and definition to breathe life into DI bass signals.




DIRTY DIRECT

Direct bass can sound great when overdriven too! With punch and presence, this edgy tone pairs particularly well with old-school slap lines on passive basses. Ear-catching but never overpowering.



MASSIVE DRIVE


This huge tone shows off the responsive, slightly compressed feel of the DCX BASS's overdrive. The powerful EQ lets you boost bass and treble, never losing clarity even with this much gain.



JAZZ BASS SOLO

Sometimes you need to stand out. This setting cuts bass and treble frequencies, transforming your core tone into a mid-rich, attention-grabbing solo sound. Dig in hard for just a hint of controlled breakup.

Sample Settings (continued)



TIGHT AND GRITTY

Instant vintage grit. This percussive, growling tone packs plenty of bite and a fantastic dynamic response. This setting is the perfect alter ego for players who sometimes need a very different sound from a clean, modern bass amp.

Appendix A: Physical Specification

Measurement	Unboxed	Boxed
Weight	500g (18oz)	570g (20oz)
Length	124mm (4.8")	135mm (5.3")
Depth	64mm (2.5")	90mm (3.5")
Height	58mm (2.3")	85mm (3.3")

Appendix B: Performance Specification

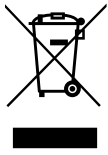
Measurement	Value
Input impedance	1M Ω
Output impedance	1k Ω
Current draw	90mA
Power supply requirements	9VDC 2.1mm centre negative connector

Appendix C: Connector Pin Out

Instrument & Amplifier 1/4" TS Sockets:

Pin	Description
Tip	Signal
Sleeve	Ground

Appendix D: Environmental Information



The crossed out wheely bin symbol indicates this product is classified as Waste Electrical and Electronic Equipment (WEEE) in the European Union and should not be discarded with household waste. Other territories may vary. Contact your local authority or Origin Effects for more information.



The packing materials for this product are recyclable. Do not dispose of these materials with your normal household waste. Please refer to the symbols on the packaging for recycling information. Contact your local authority for further guidance on recycle in your region.



Les matériaux d'emballage sont recyclables.



Points de collecte sur www.quefairemesdechets.fr
Privilégiez la réparation ou le don de votre appareil !

Appendix E: Directives & Regulations



This product complies with Electromagnetic Compatibility (EMC) directive 2014/30/EU.



Origin Effects Ltd has conformed where applicable to European Union's Directive 2011/65/EU on Restrictions of Hazardous Substances (RoHS) as well as the following sections of California law which refer to RoHS, namely sections 25214.10, 25214.10.2, and 58012, Health and Safety Code; Section 42475.2, Public Resources Code.



This equipment has been tested and found to comply with the limits for a Class B device, pursuant to part 15 of the FCC Rules. These limits are designed to provide reasonable protection against harmful interference in a residential installation. This equipment generates, uses and can radiate radio frequency energy and, if not installed and used in accordance with the instructions, may cause harmful interference to radio communications. However, there is no guarantee that interference will not occur in a particular installation. If this equipment does cause harmful interference to radio or television reception, which can be determined by turning the equipment off and on, the user is encouraged to try to correct the interference by one or more of the following measures:

- Reorient or relocate the receiving antenna.
- Increase the separation between the equipment and receiver.
- Connect the equipment into an outlet on a circuit different from that to which the receiver is connected.
- Consult the dealer or an experienced radio/TV technician for help.

Appendix F: Warranty

This product is covered by a 2-year manufacturer's warranty from the date of purchase. This applies only to original purchasers who have bought their product from an authorised Origin Effects dealer or directly from Origin Effects.

All returns or servicing should be arranged through the original dealer. Proof of original ownership may be required in the form of a purchase receipt.

For full warranty details visit www.origineffects.com/warranty.